




		Introductory sub-table (I)(a)	
Name of the Company:		PILLAR INVESTMENT COMPANY LIMITED	
Scrip Code, Name of the scrip, class of security:		X	
Quarter ended:		31-12-14	
Partly paid-up shares:-		No. of partly paid-up shares	As a % of total no. of partly paid-up shares As a % of total no. of shares of the company
Held by promoter/promoter group		NIL	NIL
Held by public		NIL	NIL
Total - D		NIL	NIL
Outstanding convertible securities:-		No. of outstanding securities	As a % of total no. of outstanding convertible securities As a % of total no. of shares of the company, assuming full conversion of the convertible securities
Held by promoter/promoter group		NIL	NIL
Held by public		NIL	NIL
Total - E		NIL	NIL
Warrants:-		No. of warrants	As a % of total no. of warrants As a % of total no. of shares of the company, assuming full conversion of warrants
Held by promoter/promoter group		NIL	NIL
Held by public		NIL	NIL
Total - F		NIL	NIL
Total paid-up capital of the company, assuming full conversion of warrants and convertible securities		2490000	




Statement Showing Shareholding Pattern								
Company Name: PILLAR INVESTMENT COMPANY LIMITED			Table (I)(a)					
Category code	Category of Shareholder	Number of Shareholders	Total number of shares	Number of shares held in dematerialized form	Total shareholding as a percentage of total number of shares		Shares Pledged or otherwise encumbered	
					As a percentage of (A+B) 1	As a percentage of (A+B+C)	Number of shares	As a percentage
(I)	(II)	(III)	(IV)	(V)	(VI)	(VII)	(VIII)	(IX) = (VIII)/(IV)*
(A)	Shareholding of Promoter and Promoter Group ²							
	1 Indian							
(a)	Individuals/ HUF	0	0	0	0.00	0.00	0	0.00
(b)	Central Govt./ State Govt.(s)	0	0	0	0.00	0.00	0	0.00
(c)	Bodies Corporate	1	31000	0	12.45	12.45	0	0.00
(d)	Financial Institutions/ Banks	0	0	0	0.00	0.00	0	0.00
(e)	Any Others (Specify)							
(e-I)	Directors	1	0	0	0.00	0.00	0	0.00
(e-II)	Directors				0.00	0.00		0.00
	Sub Total(A)(1)	1	31000	0	12.45	12.45	0	0.00
	2 Foreign							
a	Individuals (NRI/Foreign Individuals)	0	0	0	0.00	0.00	0	0.00
b	Bodies Corporate	0	0	0	0.00	0.00	0	0.00
c	Institutions	0	0	0	0.00	0.00	0	0.00
d	Qualified Foreign Investor	0	0	0	0.00	0.00	0	0.00
e	Any Others (Specify)	0	0	0	0.00	0.00	0	0.00
	Sub Total(A)(2)	0	0	0	0.00	0.00	0	0.00
	Total Shareholding of Promoter and Promoter	1	31000	0	12.45	12.45	0	0.00
(B)	Public shareholding							
	1 Institutions							
(a)	Mutual Funds/ UTI	0	0	0	0.00	0.00	0	0.00
(b)	Financial Institutions / Banks	0	0	0	0.00	0.00	0	0.00
(c)	Central Government/ State Government(s)	0	0	0	0.00	0.00	0	0.00
(d)	Venture Capital Funds	0	0	0	0.00	0.00	0	0.00
(e)	Insurance Companies	0	0	0	0.00	0.00	0	0.00
(f)	Foreign Institutional Investors	0	0	0	0.00	0.00	0	0.00
(g)	Foreign Venture Capital Investors	0	0	0	0.00	0.00	0	0.00
(h)	Qualified Foreign Investor	0	0	0	0.00	0.00	0	0.00
(i)	Any Other (specify)	0	0	0	0.00	0.00	0	0.00
	Sub-Total (B)(1)	0	0	0	0.00	0.00	0	0.00




B 2	Non-institutions							
(a)	Bodies Corporate	7	1,58,993	0	63.85	63.85	0	0.00
(b)	Individuals							
I	Ind-Hold nominal shr capital upto Rs.1L	251	59007	0	23.70	23.70	0	0.00
II	Ind-Hold nominal shr capital in excess of Rs.1L	0	0	0	0.00	0.00	0	0.00
(c)	Qualified Foreign Investor	0	0	0	0.00	0.00	0	0.00
(d)	Any Other (specify)							
(d-i)	Others	0	0	0	0.00	0.00	0	0.00
(d-ii)	Clearing member	0	0	0	0.00	0.00	0	0.00
(d-iii)	NRIs	0	0	0	0.00	0.00	0	0.00
(d-iv)	NRI Corp Bodies	0	0	0	0.00	0.00	0	0.00
(d-v)	Foreign Corp Bodies (Including FDI)	0	0	0	0.00	0.00	0	0.00
(d-vi)	Customers	0	0	0	0.00	0.00	0	0.00
(d-vii)	Suppliers	0	0	0	0.00	0.00	0	0.00
(d-viii)	Foreign Nationals	0	0	0	0.00	0.00	0	0.00
(d-ix)	Trusts	0	0	0	0.00	0.00	0	0.00
(d-x)	Foreign (Promoters)	0	0	0	0.00	0.00	0	0.00
(d-xi)	Directors	0	0	0	0.00	0.00	0	0.00
(d-xii)	Directors Relatives	0	0	0	0.00	0.00	0	0.00
(d-xiii)	Foreign Individuals (Including FDI)	0	0	0	0.00	0.00	0	0.00
	Sub-Total (B)(2)	258	218000	0	87.55	87.55	0	0.00
(B)	Total Public Shareholding (B) = (B)(1)+(B)(2)	258	218000	0	87.55	87.55	0	0.00
	TOTAL (A)+(B)	259	249000	0	100.00	100.00	0	0.00
(C)	Shares held by Custodians and against which Depository Receipts have been issued							
1	Promoter and Promoter Group	0	0	0	0.00	0.00	0	0.00
2	Public	0	0	0	0.00	0.00	0	0.00
	Sub-Total (C)	0	0	0	0.00	0.00	0	0.00
	GRAND TOTAL (A)+(B)+(C)	259	249000	0	100.00	100.00	0	0.00




(I)(c) Statement showing holding of securities (including shares, warrants, convertible securities) of persons belonging to the category "Public" and holding more than 1% of the total number of shares								
Sr. No.	Name of the shareholder	Number of shares held	Shares as a percentage of total number of shares {i.e., Grand Total (A)+(B)+(C) indicated in Statement at para (I)(a) above}	Details of warrants		Details of		Total shares (including underlying shares assuming full Conversion of warrants and convertible securities) as a % of diluted share capital
				Number of warrants held	As a % Total Number of warrants of the same Class	Number of convertible securities held	As a % Total Number of convertible securities of the same Class	
1	GARDEN INV ESTMENT LTD	3800	1.96	0	0.00	0.00	0	3,800.00
2	EXCELLENT PRINTERS PVT LTD	29093	9.89	0	0.00	0.00	0	29,093.00
3	CROUSE INVESTMENT LTD	31000	12.45	0	0.00	0.00	0	31,000.00
4	FAYETTE TDG & INV CO PVT LTD	31000	12.45	0	0.00	0.00	0	31,000.00
5	OSWEGO TDF INV CO PVT LTD	31000	12.45	0	0.00	0.00	0	31,000.00
6	MAANZHI INV & TDG CO. PVT LTD	31100	12.49	0	0.00	0.00	0	31,100.00
	TOTAL	156993	61.69	0	0.00	0.00	0	0.00



(I)(c)(i) Statement showing holding of securities (including shares, warrants, convertible securities) of persons (together with PAC) belonging to the category "Public" and holding more than 5% of the total number of shares of the company								
Sr. No.	Name(s) of the shareholder(s) and the Persons Acting in Concert (PAC) with them	Number of shares	Shares as a percentage of total number of shares {i.e., Grand Total (A)+(B)+(C) indicated in Statement at	Details of warrants		Details of convertible		Total shares (including underlying shares assuming full Conversion of warrants and convertible securities) as a %
				Number of warrants	As a % Total Number of warrants of the same Class	Number of convertible securities held	% w.r.t Total Number of convertible securities of the same Class	
1		0	0.00	0	0.00	0	0.00	0.00
	TOTAL	0	0.00	0	0.00	0	0.00	0.00



(I)(d) Statement showing details of locked-in shares				
Sr. No.	Name of the shareholder	Number of locked-in shares	Locked-in shares as a percentage of total number of shares {i.e., Grand Total (A)+(B)+(C) indicated in Statement at para (I)(a) above}	Promoter / Promoter Group / Public
1		0	0.00	
	TOTAL	0	0.00	



(II)(a) Statement showing details of Depository Receipts (DRs)				
Sr. No.	Type of outstanding DR (ADRs, GDRs, SDRs, etc.)	Number of outstanding DRs	Number of shares underlying outstanding DRs	Shares underlying outstanding DRs as a percentage of total number of shares (i.e., Grand Total (A)+(B)+(C) indicated in Statement at para (I)(a) above)
1		0	0	0
	TOTAL	0	0	0



(II)(b) <u>Statement showing holding of Depository Receipts (DRs), where underlying shares held</u>				
<u>by 'promoter/promoter group' are in excess of 1% of the total number of shares</u>				
Sr. No.	Name of the DR Holder	Type of outstanding DR (ADRs, GDRs, SDRs, etc.)	Number of shares underlying outstanding DRs	Shares underlying outstanding DRs as a percentage of total number of shares {i.e., Grand Total (A)+(B)+(C) indicated in Statement at para (I)(a) above}
1		0	0	0
	TOTAL	0	0	0

